

Our Range of PRODUCTS



PVC Edge Banding Tape



Acrylic Edge Banding

www.decoredgemarketing.com | Edge Decor Marketing | edgedecormarketing

There can be colour variation in material from different batches, It is advised to use same batch material to avoid colour variations. Actual colours of the laminates sheet may vary from this broucher.



To avoid Duplication, always Scan QR CODE printed on the sheet, to confirm, this is a Genuine BELMONT Product.



Folder Price 2500/- (Indian Rupees)

info@oceandesign.in



- 1.5mm Premium Acrylic
- 2.0mm Acrylic Fluted Panel
- 3.0mm Acrylic Fluted Panel
- 2.0mm Premium Acrylic

2024-25

6H GRADE

(*T&C apply +/-10%)



Choose YOUR Tone

2024-25

6H GRADE Premium Acrylic Laminates





B BELMONT
ACRYLIC LAMINATE



INSPIRED TO
INNOVATE
AND REDEFINE
REALTY

Belmont is the latest collection of 1.5 mm Anti Scratch Acrylic Laminates unveiled by the marvellous innovators in the field, Edge Decor. Highlighting its new series of acrylic laminates that use gloss and matt surfaces with its unmistakable glowing streaks of brilliance, the latest collection takes the idea further. Introducing protruding textures of varying kinds, Belmont collection is the ideas of convention, charting out the look and feel of what you see is what you get! The new collection is a magnificent ode to engraved styles of excellence that would stand out from the rest!



SGS

prominent style

Impress people with your furniture that will leave them in awe at the very first sight.



1.5MM Thickness

Advanced processing procures the right amount of manufactured thickness which provides forever strength to the laminate sheets.



Light Weight

The flawless design structure of our acrylic sheets is engineered to be extremely light weight and easy to apply.



Durability & Strength

Our acrylic sheets develop with technologically and advanced processing are anti-scratch and stain resistant.



Ideal for Vertical Application

The exemplary adhesion properties enables our collection of acrylic sheets to be presented in vertical.



Water & Stain Proof

Our 6H acrylic sheets are manufactured to repel water and stains for a long time.



Termite & Borer Free

The advanced sciences enables our acrylic sheets to fight against termites and borers for several years.

ESCAPE TO THE *Luxury*





6H GRADE
ANTI SCRATCH ACRYLIC SHEETS



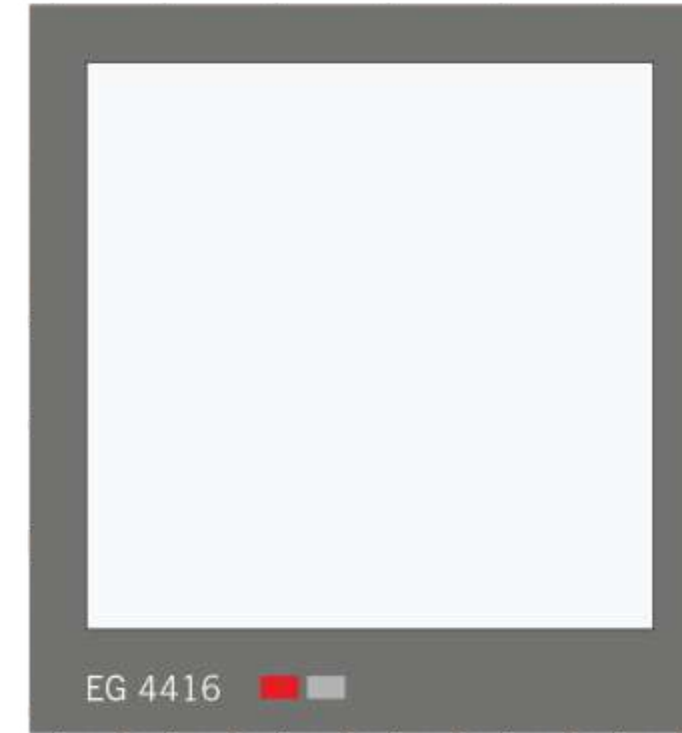
e t e r n a l c r a f t
surfaces



There can be colour variation in material from different batches. It is advised to use same batch material to avoid colour variation. Actual colour of the laminate sheet may vary from this brochure.

EDGE BEND Available

WOODEN 1.5 MM ACRYLIC



innovation
through
experience



EG 4410



EG 4801



6H GRADE
ANTI SCRATCH ACRYLIC SHEETS



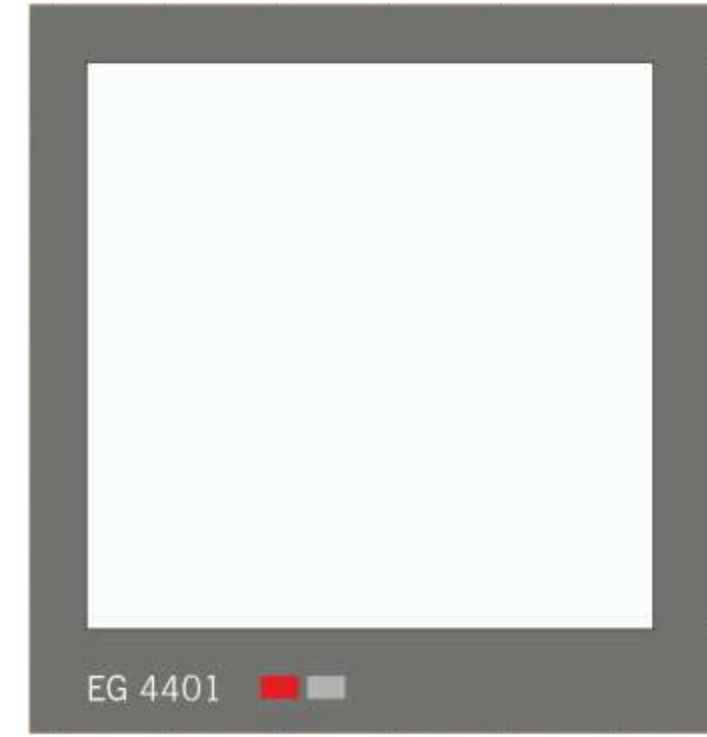
p o i s e o f
perfection



There can be colour variation in material from different batches. It is advised to use same batch material to avoid colour variation. Actual colour of the laminate sheet may vary from this brochure.

EDGE BEND Available

WOODEN 1.5 MM ACRYLIC



EG 4401

make your
concept a
reality



EG 4509



EG 4802



6H GRADE
ANTI SCRATCH ACRYLIC SHEETS



BELMONT
ACRYLIC LAMINATE

m a k e a c l a s s y
difference



There can be colour variation in material from different batches.
It is advised to use same batch material to avoid colour variation.
Actual colour of the laminate sheet may vary from this brochure.


EDGE BEND Available

WOODEN 1.5 MM ACRYLIC



EG 4416

textures
for your
lifestyle



EG 4410



EG 4803



6H GRADE
ANTI SCRATCH ACRYLIC SHEETS



t h e s w a n k y
verve



EG 4701

EG 4416



There can be colour variation in material from different batches. It is advised to use same batch material to avoid colour variation. Actual colour of the laminate sheet may vary from this brochure.


EDGE BEND Available

MABRLE 1.5 MM ACRYLIC




EG 4416

designed
for life



EG 4407



EG 4701



6H GRADE
ANTI SCRATCH ACRYLIC SHEETS



u n i q u e & **exceptional**



There can be colour variation in material from different batches. It is advised to use same batch material to avoid colour variation. Actual colour of the laminate sheet may vary from this brochure.


EDGE BEND Available

MARBLE



EG 4509

style with innovation



EG 4504



EG 4702





6H GRADE
ANTI SCRATCH ACRYLIC SHEETS



dazzling
dimensions




There can be colour variation in material from different batches. It is advised to use same batch material to avoid colour variation. Actual colour of the laminate sheet may vary from this brochure.

EDGE BEND Available

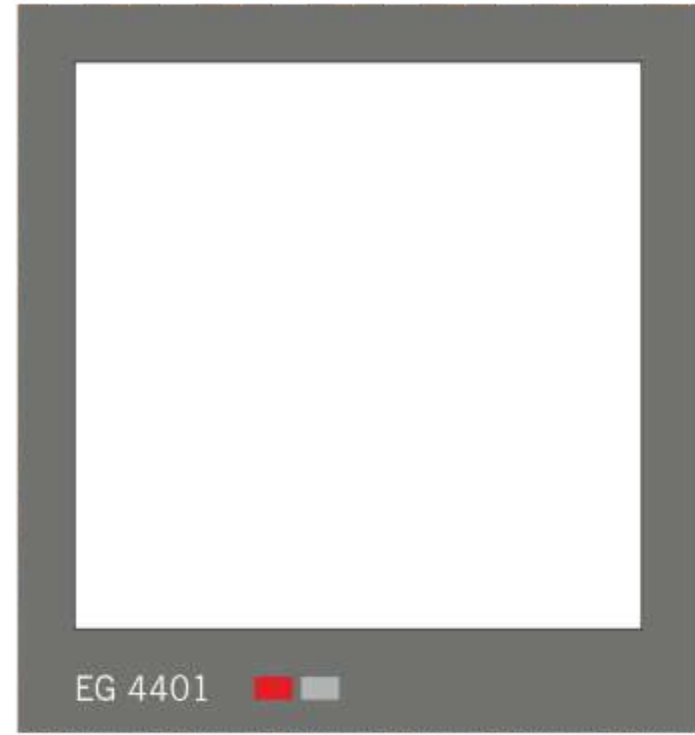
MARBLE

BELMONT
ACRYLIC LAMINATE



EG 4508

technology
with style



EG 4401



EG 4703





6H GRADE
ANTI SCRATCH ACRYLIC SHEETS



e n t h u s i a s t i c
effect



There can be colour variation in material from different batches.
It is advised to use same batch material to avoid colour variation.
Actual colour of the laminate sheet may vary from this brochure.

EDGE BEND Available

MARBLE



EG 4506

live with
luxury



EG 4512



EG 4704





6H GRADE
ANTI SCRATCH ACRYLIC SHEETS



p
r
e
s
t
i
g
e
t
h
a
t

p
e
r
s
u
a
d
e
s




There can be colour variation in material from different batches. It is advised to use same batch material to avoid colour variation. Actual colour of the laminate sheet may vary from this brochure.


EDGE BEND Available

METALLIC

BELMONT
ACRYLIC LAMINATE




EG 4511



EG 4504



EG 4510



EG 4501



M E S M E R I Z I N G A P P E A L





6H GRADE
ANTI SCRATCH ACRYLIC SHEETS




t h e s u b t l e
scenario



METALLIC




EG 4512



EG 4507



EG 4509



EG 4508



There can be colour variation in material from different batches.
It is advised to use same batch material to avoid colour variation.
Actual colour of the laminate sheet may vary from this brochure.

EDGE BEND Available



EXPERIENCE THE BEAUTY





6H GRADE
ANTI SCRATCH ACRYLIC SHEETS




g o r g e o u s
demeanor




There can be colour variation in material from different batches.
It is advised to use same batch material to avoid colour variation.
Actual colour of the laminate sheet may vary from this brochure.

EDGE BEND Available


METALLIC




EG 4506



EG 4503



EG 4505



EG 4502



ESCAPE THE ORDINARY





6H GRADE
ANTI SCRATCH ACRYLIC SHEETS



d w e l l i n
dignity



EG 4401 →

EG 4413 →




There can be colour variation in material from different batches.
It is advised to use same batch material to avoid colour variation.
Actual colour of the laminate sheet may vary from this brochure.

EDGE BEND Available


SOLID




EG 4413



EG 4401



EG 4412



EG 4407



FULFILLED CREATIONS





6H GRADE
ANTI SCRATCH ACRYLIC SHEETS




e x c l u s i v e &
elegance



There can be colour variation in material from different batches.
It is advised to use same batch material to avoid colour variation.
Actual colour of the laminate sheet may vary from this brochure.

EDGE BEND Available

SOLID




EG 4414



EG 4416



EG 4415



EG 4419

ADMIRE OF ELEGANCE





6H GRADE
ANTI SCRATCH ACRYLIC SHEETS



significant stature



There can be colour variation in material from different batches. It is advised to use same batch material to avoid colour variation. Actual colour of the laminate sheet may vary from this brochure.

EDGE BEND Available


SOLID




EG 4410



EG 4408



EG 4409



EG 4406

STYLE WITH SPLENDOUR



6H GRADE
ANTI SCRATCH ACRYLIC SHEETS



w i t n e s s
brilliance



There can be colour variation in material from different batches. It is advised to use same batch material to avoid colour variation. Actual colour of the laminate sheet may vary from this brochure.

EDGE BEND Available

SOLID

BELMONT
ACRYLIC LAMINATE




EG 4418



EG 4402



EG 4404



EG 4417



FANTASTIC FORM OF ARTISTRY



6H GRADE
ANTI SCRATCH ACRYLIC SHEETS



BELMONT
ACRYLIC LAMINATE

t h e e z e n i t h o f
panache



There can be colour variation in material from different batches. It is advised to use same batch material to avoid colour variation. Actual colour of the laminate sheet may vary from this brochure.

EDGE BEND Available

SOLID




EG 4405



EG 4401



EG 4411



EG 4403

COLOURS OF CREATIVITY



6H GRADE
ANTI SCRATCH ACRYLIC SHEETS



t h e r i s e o f
exclusivity



EG 6301

EG 6303


There can be colour variation in material from different batches.
It is advised to use same batch material to avoid colour variation.
Actual colour of the laminate sheet may vary from this brochure.

EDGE BEND Available


★ **1.5 MM PREMIUM ACRYLIC MATT**



EG 6301



EG 6303



EG 6302

SIMPLY BEAUTIFUL



6H GRADE
ANTI SCRATCH ACRYLIC SHEETS




★ 2 MM PREMIUM ACRYLIC

e m b r a c e t h e
reality

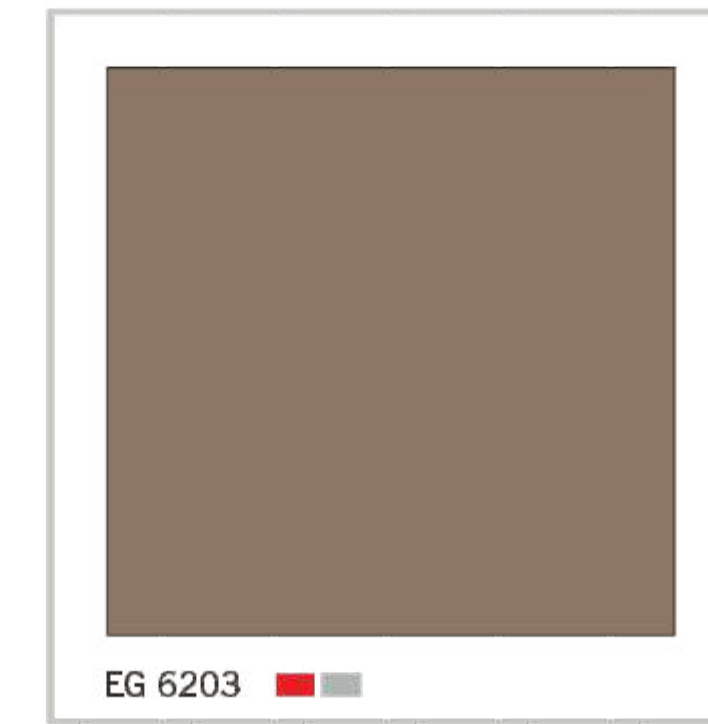


There can be colour variation in material from different batches. It is advised to use same batch material to avoid colour variation. Actual colour of the laminate sheet may vary from this brochure.

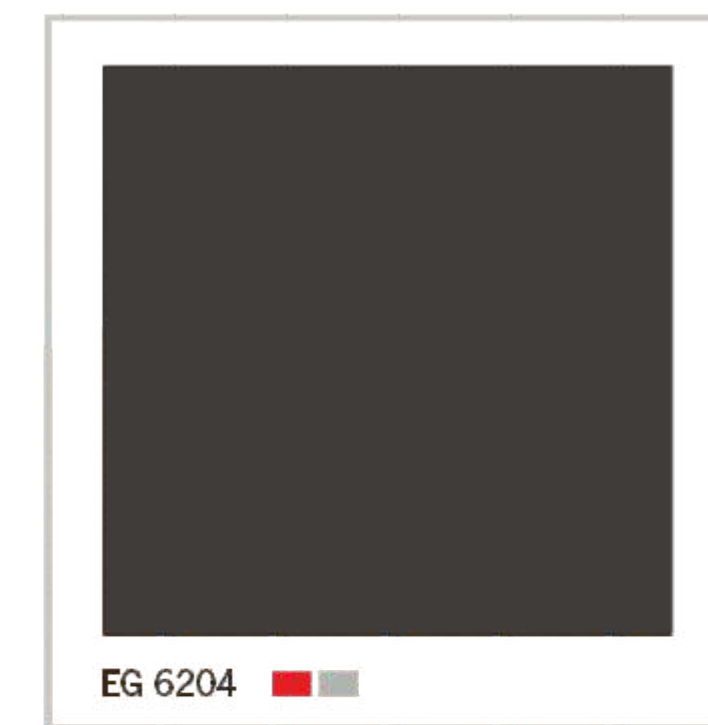
EDGE BEND Available




EG 6201



EG 6203



EG 6204



EG 6202



EG 6205



6H GRADE
ANTI SCRATCH ACRYLIC SHEETS




★ **2 MM** ACRYLIC FLUTED PANEL

a n a n c i e n t
enigma



There can be colour variation in material from different batches.
It is advised to use same batch material to avoid colour variation.
Actual colour of the laminate sheet may vary from this brochure.


EDGE BEND Available



EG 4901



EG 4902



EG 4903

DESIGN DESTINATIONS



6H GRADE
ANTI SCRATCH ACRYLIC SHEETS



r o y a l t y t h a t i s
evident




There can be colour variation in material from different batches. It is advised to use same batch material to avoid colour variation. Actual colour of the laminate sheet may vary from this brochure.

EDGE BEND Available




★ **2 MM** ACRYLIC FLUTED PANEL



EG 4905

live with
luxury



EG 4904



EG 4906





6H GRADE
ANTI SCRATCH ACRYLIC SHEETS



passion with
creativity




EG 5006



There can be colour variation in material from different batches.
It is advised to use same batch material to avoid colour variation.
Actual colour of the laminate sheet may vary from this brochure.

EDGE BEND Available


★ 3 MM FLUTED ACRYLIC PANEL



EG 5006



EG 5011



EG 5008



EG 5007

QUALITY FOREVER



6H GRADE
ANTI SCRATCH ACRYLIC SHEETS



★ **3 MM** FLUTED ACRYLIC PANEL

p u r i t y o f
designs




There can be colour variation in material from different batches.
It is advised to use same batch material to avoid colour variation.
Actual colour of the laminate sheet may vary from this brochure.


EDGE BEND Available




EG 5004



EG 5001



EG 5009



EG 5003

FINDING INSPIRATION



6H GRADE
ANTI SCRATCH ACRYLIC SHEETS



s t r e n g t h a n d
delicacy




There can be colour variation in material from different batches. It is advised to use same batch material to avoid colour variation. Actual colour of the laminate sheet may vary from this brochure.

EDGE BEND Available


★ 3 MM FLUTED ACRYLIC PANEL



EG 5010



EG 5002



EG 5002

DESIGN REDEFINED



6H GRADE
ANTI SCRATCH ACRYLIC SHEETS



the eternal beauty



There can be colour variation in material from different batches. It is advised to use same batch material to avoid colour variation. Actual colour of the laminate sheet may vary from this brochure.

MIRROR


REFLECTION OF IMAGE



SILVER MIRROR



GOLD MIRROR



COPPER MIRROR



WHO ARE WE ?

BELMONT is a leading brand offering best in class furniture laminates. The company has attained the technology prowess and expertise. It offers a variety of laminates having unique features like innovative designs and distinctive patterns. Keeping the needs of architects and designers in mind, we have created this folder to portray an assembly of modern and trendy laminates suiting the needs of a classic attic and even contemporary abodes.



COLLECTION

Available in Size : 2440 mm x 1220 mm (8 Feet x 4 Feet)

- 1.5 MM Solid Metallic
- 2 MM Premium Acrylic
- 2 MM Acrylic Fluted Panel
- 3 MM Fluted Acrylic Panel
- ★ Thickness : (+/- 10% Variation)

APPLICATIONS

- Kitchen • Tables • Doors • shelves • Cabinets • Trolleys
- Bathroom • Furniture • Healthcare • Wall Lining and Horizontal Surfaces • Lockers • Commercial • Hospitality & Restaurant Tables
- Doors • Cubicles • Lockers • Wall Cladding & Partitions.

BELMONT acrylic Sheets are manufactured with aesthetics and durability in mind. When used as recommended and with appropriate care, our Acrylic Sheets will last through the years. BELMONT laminate are easy to maintain.



To avoid Duplication, always Scan QR CODE printed on the sheet, to confirm, this is a Genuine BELMONT Product.

ACRYLIC SHEETS

- Cleaning Should be done with water and a clean, non-abrasive cloth.
- To remove more stubborn stains, use mild household cleansers like colin IP gently wipe down with a non-abrasive cloth.
- Avoid the use of abrasive liquid cleansers, bleaching compounds or solution as these may damage the surface of the laminate.
- Do not place hot cookware directly on the Acrylic Sheets. Prolonged exposure to temperatures above 30° degree Celsius may cause damage to the laminate surface.
- Do not use Acrylic Sheets for purposes that it is not intended for (E.g. do not iron, chop, hammer or expose the laminate to open flame.)
- Outdoor application of Acrylic Sheets with exposure to direct sunlight and weather conditions are strict not recommended.
- UV rays may de-shape the laminate.
- Gloss surfaces are recommended only for vertical application.
- Do not use thinner and loluene on the surface of the BELMONT Acrylic Sheets. this may cause decourisation of the surface.
- Store the Acrylic Sheets at temperature below 30° degree celsius.
- Typically confirm to internationally recognize technical standards.
- Have a thickness balance of +/- 10%
- Peel off the protective film after processing.



Shake it well and lightly spray on the surface



Wipe the surface clean using a lightcolor m

THE WAYS YOU CAN ENJOY THE ROYALNESS OF BELMONT ACRYLIC SHEETS TO MAKE YOUR DREAMS ALIVE IN SMART WAY.

To avoid the problems of appearing air bubbles and any yellow colour/dullness or yellow patches problem in the Acrylic Sheets after installation of BELMONT laminate, Customer should know the some facts before buying BELMONT laminate.

As BELMONT Acrylic Sheets is 6H Sheets which have the scratch resistance characteristic and looks like back painted glass or colour Acrylic Sheets.

Please Follow some fact about installation of BELMONT Acrylic Sheets.

- Please check the laminate at the time of delivery, check whether it was not damage in transportation & handling and then use for installation.
- Before installing BELMONT Acrylic Sheets make sure that substrate (Plywood, MDF, Particle Board) is good and superior quality of calibrated thickness and even surface.
- If there is usage of any inferior quality or not as per standard quality dipped plywood and dipped lipping patti, kindly scrub dipped colour layer by using sand paper. Then use BELMONT Acrylic Sheet to avoid yellow colour patches.
- Clean the surface of substrate (Plywood, MDF, Particle Board) to make free from dust of grease by cloth, soft brush, sponge or sand paper.
- Always use water base PVACP (Polyethylene Vinyl-Acetate Co-Polymer) Adhesive like BELMONT BOND for BELMONT Acrylic Sheets.
- Stir the adhesive before using it, and do not mix water in adhesive.
- Spread the adhesive uniformly by brush, roller or adhesive spreader on both BELMONT Acrylic Sheets and substrate (Plywood, MDF, Particle Board).

■ Please do not use the BELMONT Acrylic Sheets more than 4 Ft x 2 Ft Also leave at least 2mm of groove between two pieces of BELMONT Acrylic Sheets, so that at the time of pressing it will be easy for removing air from between of BELMONT Acrylic Sheets and substrate (Plywood, MDF, Particle Board)

■ Use soft pinch roller or normal pressing technique at the time of pressing BELMONT Acrylic Panels on the substrate (Plywood, MDF, Particle Board). And also pressing should be done from the middle of the panel and move towards to side line and corners of panel. So that air between the BELMONT laminate and substrate (Plywood, MDF, Particle Board) will Removed.

■ Please make sure, to give sufficient mount of pressing to BELMONT Acrylic Sheets for almost 12hrs to 15hrs to achieve full bonding strength. Special care for vertical application.

■ Please do not use synthetic rubber adhesive (SR, JAT Pat, Bostic, Heatxetc.)

■ After the installation of BELMONT Acrylic Sheets please avoid the direct sunlight on it.

■ Please don't place hot cookware directly on the BELMONT Acrylic Sheets. Prolonged exposure to temperature above 30°C may cause patches to BELMONT Laminate.

IMPORTANT INFORMATION

WHY AIR BUBBLE APPEARS IN BETWEEN ACRYLIC AND SUBSTRATE (plywood, Mdf, Particle Board) AFTER THE INSTALLATION?

- There are many reasons which lead to air bubble problems are follow as :
 - Bonding of Acrylic Sheets under high humidity atmosphere
 - Using of water base syrtelieaeasin adhesive or other than PVACP (Polyethylene Vinyl Acetate Co-polymer) adhesive may also lead to air bubble after the installation Acrylic Sheets.
 - Many of time due to uncertain weather conditions Substrate (Plywood, MDF, Particle Board) absorbed moisture. After few days of installation Acrylic Sheets on substrate, substrate gradually loses moisture. The moisture is the result of air bubble between Acrylic Sheets and substrate after installation.
 - Using odd uneven surface Substrate (Plywood, MDF, Particle Board) Lead to debone at particular area of Acrylic Sheets and air bubble appear at that area after the installation.
 - When more than 4'X 2' of Acrylic Sheets is used for paneling, it can lead to air bubble after installation.
 - Lack of pressing and short period of pressing at the time of bonding period of Acrylic Sheets also lead to air bubble after the installation of Acrylic laminate.
- BELMONT Acrylic Sheets should be kept evenly Straight. if the sheets are in roll form it Should kept straight for minimum 48 hours and then you can press and laminate on the surface for better results.

WHY YELLOW PATCHES AND COLOUR FADE PROBLEM APPEARS AFTER THE INSTALLATION OF ACRYLIC SHEETS?

The reason behind this problem is as follows :

- When Acrylic Sheets experiences or faces direct fall of sunlight on it which leads to discolouring, fading and yellowness in laminate.
- Using of inferior quality or not as per standard quality dipped plywood & dipped lipping patti may lose the colour due to chemical reaction between adhesive at the time of bonding period and yellow patches appear after the installation.
- Using synthetic rubber adhesive (SR / JatPat, Bostic, Heatex) lead to colour patches on Acrylic Sheets.
- Prolonged exposure temperature above 30° cor placing hot cookware directly on the Acrylic Sheets cause patches on Acrylic Sheets surface.



SOLID (1.5 mm) ★

S. No.	Design NO.	Finish	P. No.
1	4401	EG	22
2	4402	EG	28
3	4403	EG	30
4	4404	EG	28
5	4405	EG	30
6	4406	EG	26
7	4407	EG	22
8	4408	EG	26
9	4409	EG	26
10	4410	EG	26
11	4411	EG	30
12	4412	EG	22
13	4413	EG	22
14	4414	EG	24
15	4415	EG	24
16	4416	EG	24
17	4417	EG	28
18	4418	EG	28
19	4419	EG	24



MARBLE (1.5 mm) ★

S. No.	Design NO.	Finish	P. No.
1	4701	EG	8
2	4702	EG	10
3	4703	EG	12
4	4704	EG	14



3 MM FLUTED ACRYLIC PANEL

S. No.	Design NO.	Finish	P. No.
1	5001	EG	42
2	5002	EG	44
3	5003	EG	42
4	5004	EG	42
5	5005	EG	44
6	5006	EG	40
7	5007	EG	40
8	5008	EG	40
9	5009	EG	42
10	5010	EG	44
11	5011	EG	40



2 MM PREMIUM ACRYLIC

S. No.	Design NO.	Finish	P. No.
1	6201	EG	34
2	6202	EG	34
3	6203	EG	34
4	6204	EG	34
5	6205	EG	34



WOODEN

S. No.	Design NO.	Finish	P. No.
1	4801	EG	2
2	4802	EG	4
3	4803	EG	6



1.5 MM PREMIUM ACRYLIC MATT

S. No.	Design NO.	Finish	P. No.
1	6301	EG	32
2	6302	EG	32
3	6303	EG	32



MIRROR

S. No.	Design NO.	Finish	P. No.
1	SILVER	MIRROR	46
2	GOLD	MIRROR	46
3	COPPER	MIRROR	46



METALLIC (1.5 mm) ★

S. No.	Design NO.	Finish	P. No.
1	4501	EG	16
2	4502	EG	2
3	4503	EG	20
4	4504	EG	16
5	4505	EG	20
6	4506	EG	20
7	4507	EG	18
8	4508	EG	18
9	4509	EG	18
10	4510	EG	16
11	4511	EG	16
12	4512	EG	18



2 MM ACRYLIC FLUTED PANEL

S. No.	Design NO.	Finish	P. No.
1	4901	EG	36
2	4902	EG	36
3	4903	EG	36
4	4904	EG	38
5	4905	EG	38
6	4906	EG	38

INDEX

There can be colour variation in material from different batches. It is advised to use same batch material to avoid colour variation. Actual colour of the laminate sheet may vary from this brochure.

EDGE BEND Available



TECHNICAL SPECIFICATION

Parameters	Acrylic Laminate	High Gloss Laminate Mica	PU Coating/ Duco Paint	Back Painted Glass
Gloss Level	>90	>70	>85	>85
Scratch Proof	Anti Scratch	NO	NO	NO
Color Consistency	Excellent	Not Good	Not Good	Not Good
Orange Peel	NO	YES	YES	NO
UV Resistance	Excellent	Bad	Bad	Bad
Water Resistance	Excellent	Bad	Bad	Excellent
DRY Heat Resistance	Excellent	Good	Bad	Bad
Volatile Organic Compounds (VOCs)	NO	YES	YES	YES

