

DecorStellar



Transform any room
into a sanctuary of
tranquility with our
calming and soothing
lamine designs

DecorStellar





Super Hylam (P) Limited are proud to introduce its brand new venture KİYALAM LAMINATES, an exquisite range of interior grade decorative laminates. KİYALAM brand is here to revolutionize the Indian market of thin grade interior laminates. You can admire it or despise it but you simply can't ignore it. The main idea behind this range is to make extraordinary world class designs more affordable, without compromising on its quality as the company is notable for.

The range promises to breathe new life into your living spaces as it delivers a range of superior and luxurious collections of elegant designs that are low in maintenance & economical. Once you invest in KİYALAM, it will continue to refurbish your living spaces and never get tiring to look at. Each texture and decor have been curated with ample effort on the part of the makers. Textures are fine and timeless and the decors bestow a soothing ambience, which at the same time has a very futuristic feel to it.



Exceptional



Born in india

Shaped by World

Inspired by Nature

Driven by Quality

Rahul Gupta

Member-Board of Director
Super Hylam Private Limited



K



Super Hylam (P) Limited are proud to introduce its brand new venture KIYALAM LAMINATES,an exquisite range of interior grade decorative laminates.KIYALAM brand is here to revolutionize the Indian market of thin grade interior laminates.You can admire it or despise it but you simply can't ignore it.The main idea behind this range is to make extraordinary world class designs more affordable,without compromising on its quality as the company is notable for.

I

Y

The range promises to breathe new life into your living spaces as it delivers a range of superior and luxurious collections of elegant designs that are low in maintenance & economical.Once you invest in KIYALAM,It will continue to furbish your living spaces and never get tiring to look at.Each texture and decor have been curated with ample effort on the part of the markers .Textures are fine and timeless and the decors bestow a soothing ambience ,which at the same time has a very

A

KINETIC

ICONIC

YOUTHFUL

AESTHETIC

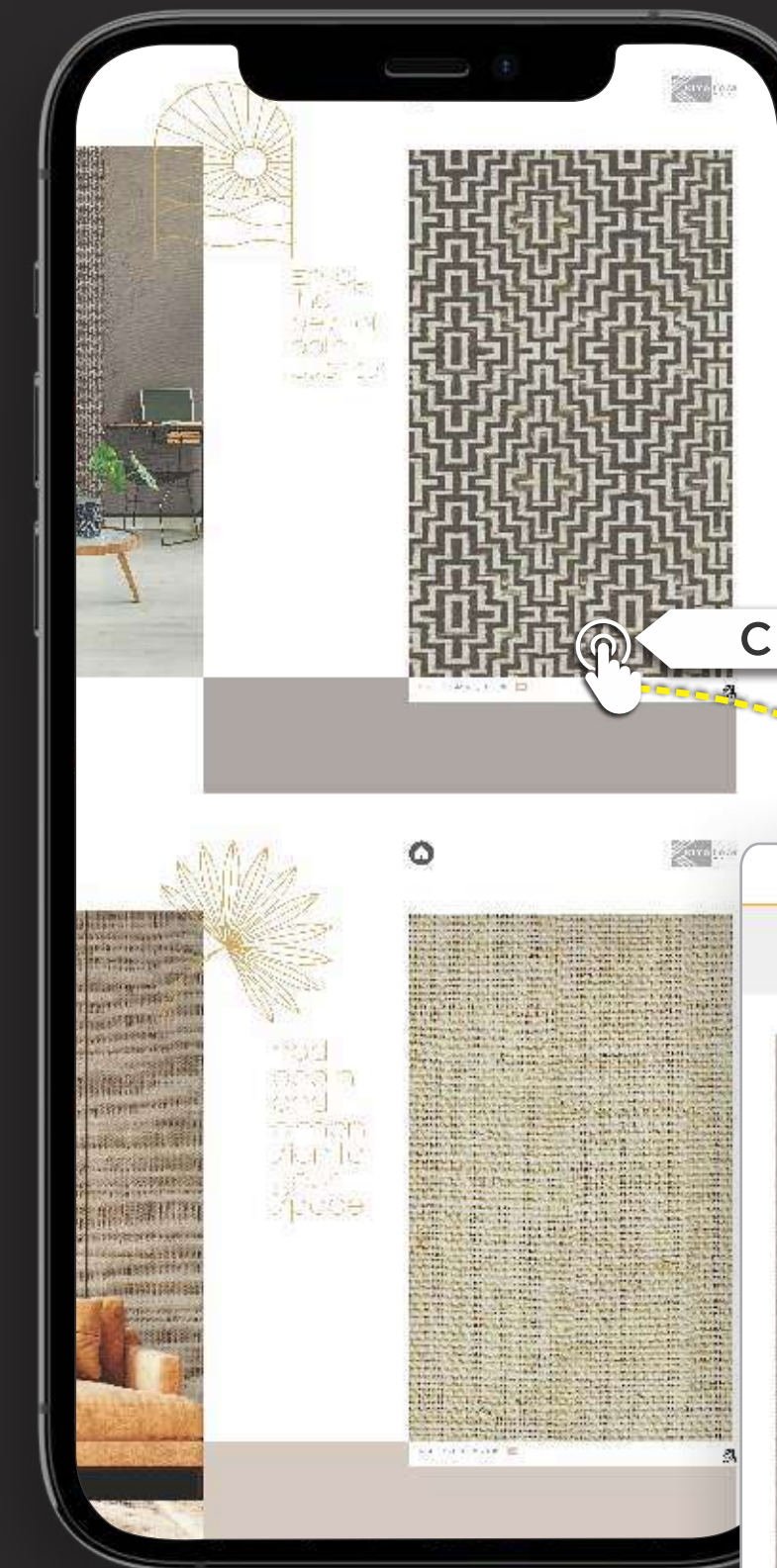
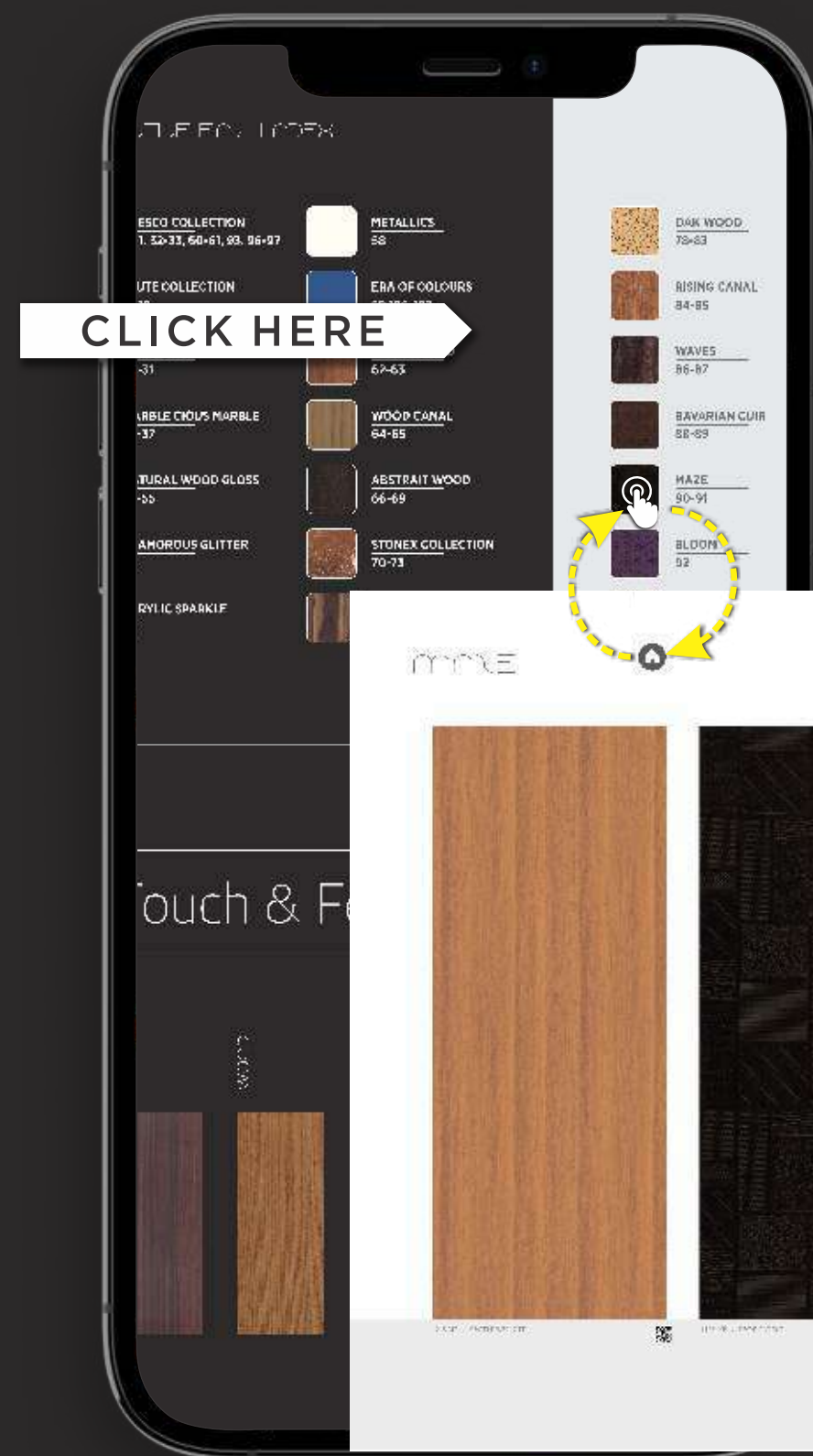
Experience the difference that our laminates can make in your life. Choose quality, choose style, choose us.



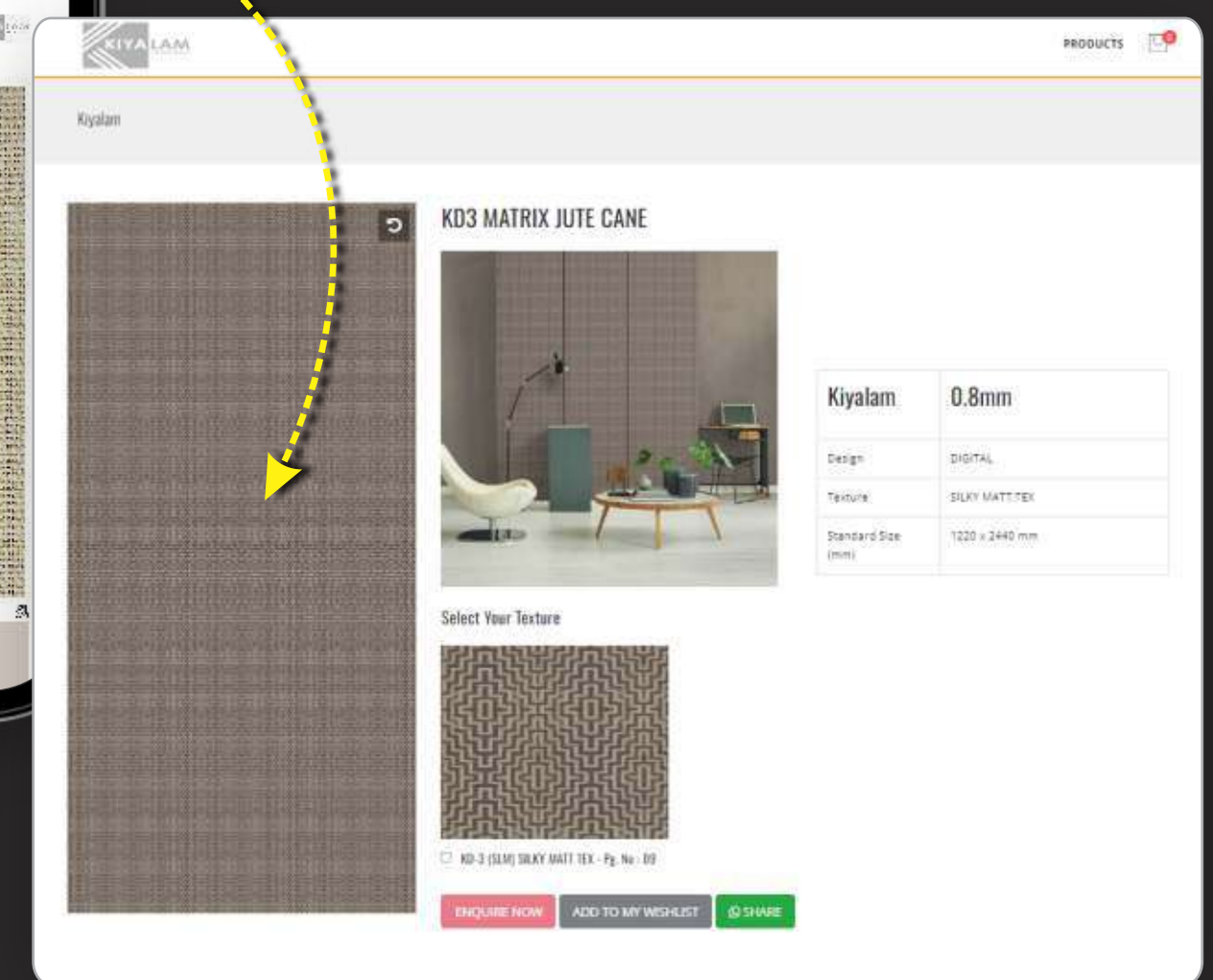
INTERACTIVE INDEX

Please click on the Sample beside the Finish Name to scroll to the specific finish page

Click on the Home button to return back to the Finish Index.



CLICK HERE



1. Open downloaded e-PDF on any device.
2. Browse through our entire collection right on your fingertips.
3. Like a product or design? Click anywhere on the product to open its dedicated webpage.
4. Here you will find the following details about the


Product you chose:

- Full Sheet View
- Application Preview
- Available Textures
- Technical Details
- Option to send an enquiry

INTERACTIVE FINISH INDEX



FRESCO COLLECTION
8-11, 32-33, 60-61, 93, 96-97



FLUTE COLLECTION
12-19



SILK OPACA
20-31




MARBLE CIOUS MARBLE
34-37



NATURAL WOOD GLOSS
38-55



GLAMOROUS GLITTER
56



ACRYLIC SPARKLE
57



METALLICS
58



ERA OF COLOURS
59,106-107



TWEED WOOD
62-63



WOOD CANAL
64-65



ABSTRAIT WOOD
66-69




STONEX COLLECTION
70-73




FLOAT CANAL
74-77




OAK WOOD
78-83



RISING CANAL
84-85



WAVES
86-87



BAVARIAN CUIR
88-89




MAZE
90-91




BLOOM
92



LOUVER COLLECTION
94-95



NATURE'S WOOD
98-105



DOOR COLLECTION
108-109




Touch & Feel

FLUTE



WOOD



MARBLE



STONE



ABSTRACT



TONE



From the warmth of natural wood finishes to the sleekness of modern patterns, we have the perfect laminate to elevate any room.



FRESCO COLLECTION



Enjoy
the
best of
both
worlds




KD 3 SLM / MATRIX JUTECANE **HD**



FRESCO COLLECTION



Add
depth
and
dimen
sion to
your
space



KD 4 SF / RAFIA JUTE CANE HD



FLUTE COLLECTION



Used Laminate
1226 FLT




1226 FLT / MODERN SATURIO




1229 FLT / SIENNA STONE



Elevate
your
work
space
with
our
profes
sional
and
stylish
laminat




F L U T E C O L L E C T I O N



1213 FLT / TURIN SATURIO






1212 FLT / LIVID MARBELO GREY






Achieve a
timeless
and
elegant
aesthetic



1211 FLT / LIVID MARBELO



FLUTE COLLECTION



1206 FLT / NATURALE LATIN WALNUT



1209 FLT / DARK LATIN WALNUT



1227 FLT / MODERN SEPWOOD



1210 FLT / SATURNO WALNUT



Laminates
that inspire
and impress

FLUTE COLLECTION



1224 FLT / OAKWOOD VENEER




1205 FLT / EUCALYPTUS VENEER



unleash your
creativity and
design a
space that is
uniquely
yours




1240 FLT / HAZELNUT



1241 FLT / DESIRE BLUE



1242 FLT / JADE BLUE



1243 FLT / TROPICAL GREEN

captiv
ating
and
charm
ing
creatio
ns


SILK OPACA



Embrace a minimalist aesthetic with our sleek and understated laminates



1204 SLM / BURL WOOD




1203 SLM / BURL WOOD BROWN





cutting-
edge
designs,
a classy
verve



1226 SLM / MODERN SATURIO



1225 SLM / PUMICE STONE



1219 SLM / MARQUINA MARBELO



where functionality
meets aesthetics

SILK OPACA



1214 SLM / ONYX WHITE



1215 SLM / ONYX BLUE



1213 SLM / TURIN SATURIO





Used Laminate
1239 SLM

Beauty,
durability
and style
with
unique
designs



1239 SLM / ITALIA LEGNA BEIGE





1202 SLM / CHICAGO OAK



1227 SLM / MODERN SEPWOOD





create a
space that
sparks
joy and
inspires
creativity




1201 SLM / CAMBRIDGE OAK




1200 SLM / CAMBRIDGE OAK DARK



SILK OPACA



1206 SLM / NATURALE LATIN WALNUT



1209 SLM / DARK LATIN WALNUT



make it simple,
but significant.



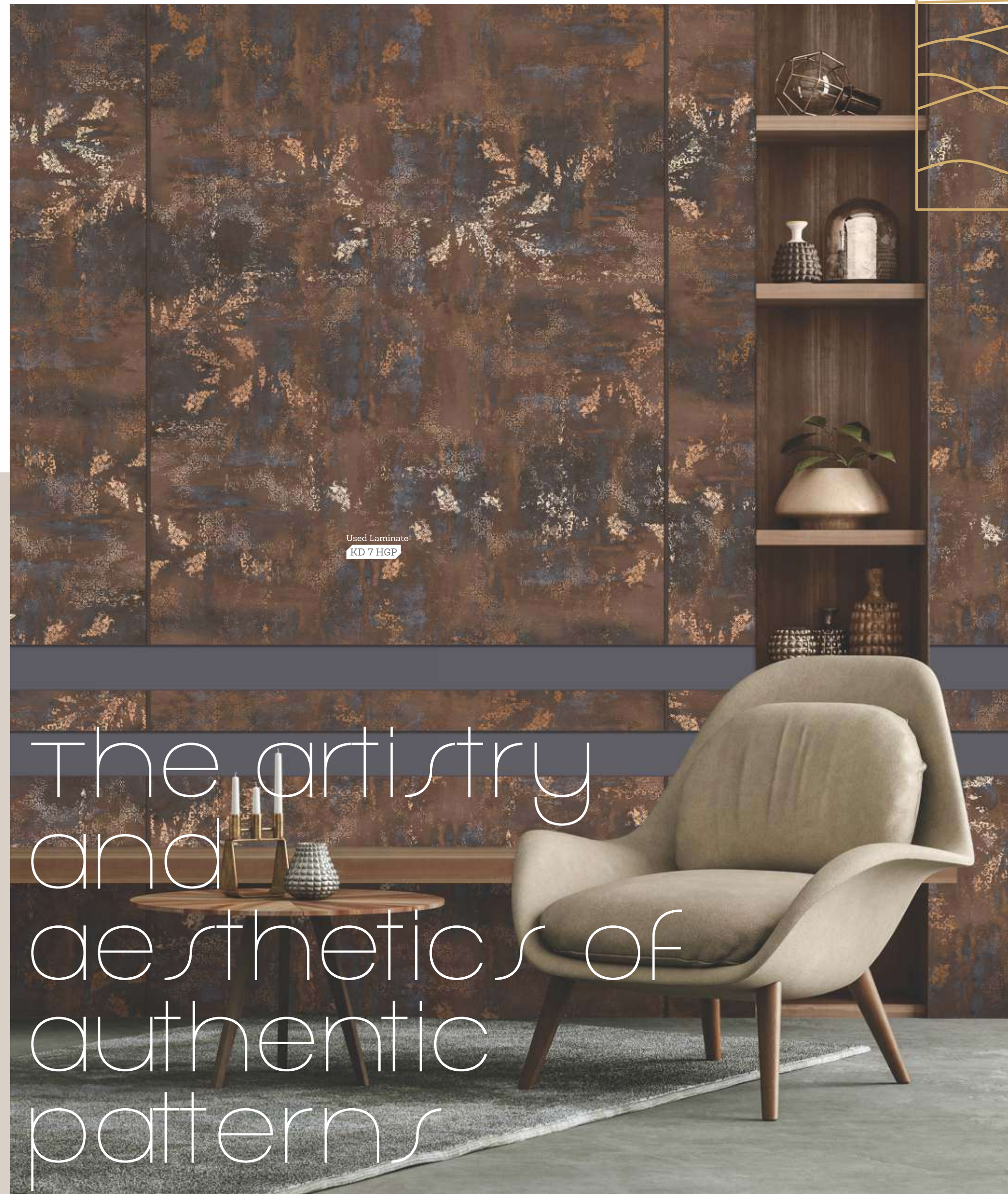
A stylish
statement
with
modern
laminates



1207 SLM / LEON WOOD LATE



FRESCO COLLECTION



redefine
your living
space



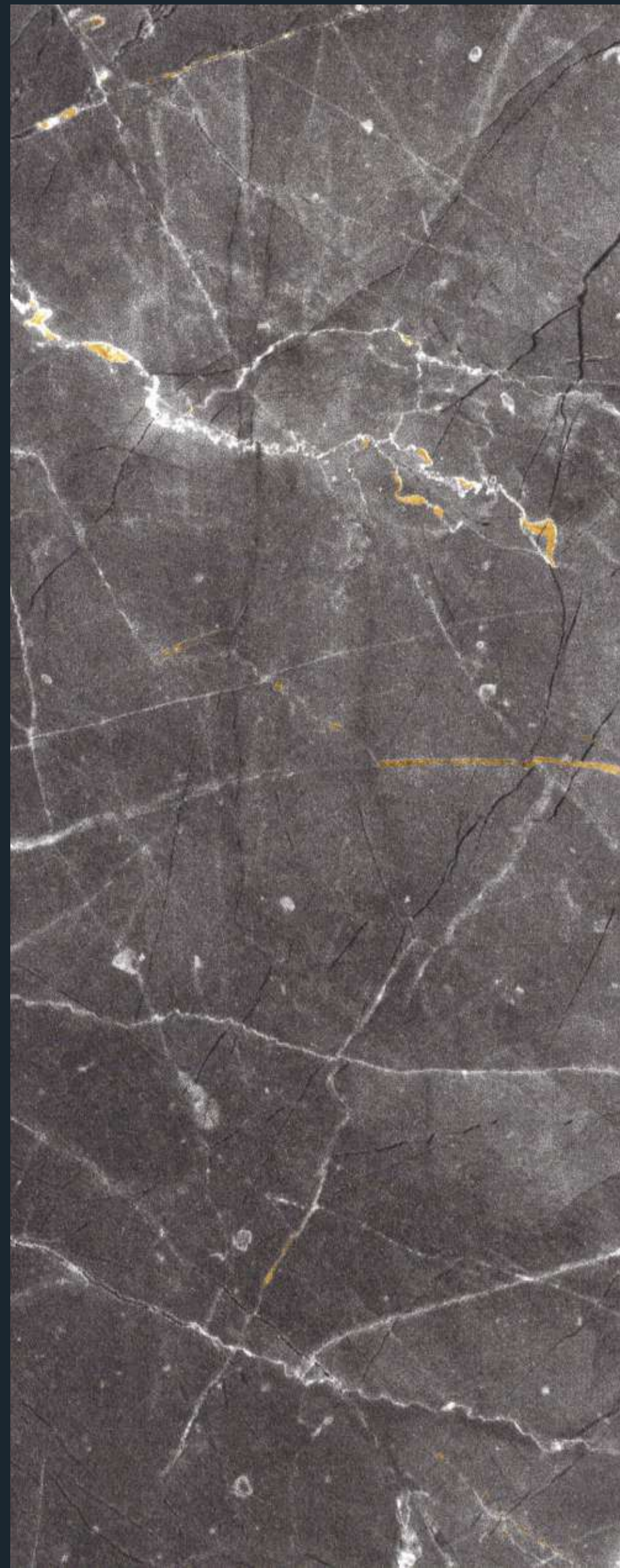
KD 7 HGP / ROYAL WALLART




marbl-e-ciours marble



L1022 HGP / STATUARIO



1140 HGP / IMPERIAL GREY



1139 HGP / BRONZITE




make
bold
statements
with
contemporary
designs

marbl-e-ciours marble



1226 HGP / MODERN SATURIO



1219 HGP / MARQUINA MARBELO



1214 HGP / ONYX WHITE



1215 HGP / ONYX BLUE



NATURAL WOOD GLOSS



where style
meets
innovation, a
magical
combination



1144 HGP / WOOD HYBRID 2



1143 HGP / WOOD HYBRID 1



1157 HGP / APPLE CIDER WOOD



1146 HGP / DARK FOREST



1151 HGP / HOLZ METAL INLAY



NATURAL WOOD GLOSS



Used Laminate
1205 HGP

Transform
your decors
to a splendid
appeal


where
imagination
meets
reality with
enamoring
designs




1205 HGP / EUCALYPTUS VENEER



NATURAL WOOD GLOSS



1208 HGP / ALAMO VENEER



1206 HGP / NATURALE LATIN WALNUT



1204 HGP / BURL WOOD



1203 HGP / BURL WOOD BROWN




NATURAL WOOD GLOSS




Design
your
dream
space with
our latest
collection



1216 HGP / TUNDRA WOOD



1210 HGP / SATURNO WALNUT



1220 HGP / IRANIAN WOOD



NATURAL WOOD GLOSS



Fall in love
with your
home all
over again

Used Laminate
1181 HGP

1181 HGP / CUBA OLIVE



NATURAL WOOD GLOSS




1152 HGP / IMPERIA PEAR



1165 HGP / DARK IMPERIA PEAR




1149 HGP / RED METEBONY WALNUT



1150 HGP / METEBONY WALNUT



1179 HGP / MANHATTAN PINE



1180 HGP / MANHATTAN DARK PINE



NATURAL WOOD GLOSS



1128 HGP / FAWN CANYON WALNUT



1127 HGP / RED CANYON WALNUT




1130 HGP / ORIGINAL CANYON WALNUT



1129 HGP / CANYON WALNUT DARK



1158 HGP / EXOTIC MERBAU




1159 HGP / ANTIQUE MERBAU



NATURAL WOOD GLOSS




1155 HGP / AMBER EICHE



1218 HGP / CASTLE WALNUT




1119 HGP / BAVERIAN OAK



1126 HGP / MANGO WOOD



NATURAL WOOD GLOSS



modern
designs
and
your
interiors
comple
ment
each
other



1177 HGP / CROSSCUT WOOD



1178 HGP / TEXAS CROSSCUT WOOD




1153 HGP / ATLANTIC OAK



1154 HGP / EXOTIC EICHE WOOD



GLAMOROUS GLITTER




1002 GT HGP
FROST GLITTER



1010 GT HGP
BEIGE GLITTER



1052 GT HGP
RED GLITTER



1174 GT HGP
CHERRY GLITTER



1053 GT HGP
SAFFRON GLITTER



1078 GT HGP
PINK GLITTER



1108 GT HGP
ROYAL BLUE GLITTER




1009 GT HGP
BLACK GLITTER




ACRYLIC SPARKLE



SP 407 HGP
PR
SMOKE GREY




SP 207 HGP
PR
MAUVE SPARKLE




SP 507 HGP
PR
ROSE GOLD

METALLICS



1002 M HGP / FROST METALLICA




1008 M HGP / CAFÉ METALLICA



1012 M HGP / SLATE METALLICA



1013 M HGP / CHERRY METALLICA



1235 M HGP / CHAMPAGNE



crafted
for
modern living
with
unparalleled
beauty

ERA OF COLOURS



1001 HGP



1004 HGP



1173 HGP




1071 HGP



1009 HGP




Timeless
beauty is
assured
with
laminates
that allure



1002 HGP



1172 HGP



1010 HGP



1008 HGP



1006 HGP



1007 HGP



1108 HGP



1176 HGP



1054 HGP



1124 HGP



1053 HGP




1078 HGP




1052 HGP




1174 HGP



1125 HGP



FRESCO COLLECTION



KD 1 SLM / GOLDEN RAYS HD



Embrace
the
charm
of
vintage
aesthetics



KD 5 SLM / AMAZON GARDEN HD




TWEED WOOD




1216 WZ / TUNDRA WOOD




1227 WZ / CASTLE WALNUT



1217 WZ / CASTLE WALNUT DARK



1145 WZ / AMERICANO



WOOD CANAL




1207 VCW / LEON WOOD LATTE



1154 VCW / EXOTIC EICHE WOOD



1146 VCW / DARK FOREST



1223 VCW / LEON WOOD NATURALE




1157 VCW / APPLE CIDER WOOD



ABSTRACT WOOD



A blend of
style and
substance
our
designs
touch
versatility




1157 AW / APPLE CIDER WOOD



1155 AW / AMBER EICHE



1154 AW / EXOTIC EICHE WOOD



1210 AW / SATURNO WALNUT



ABSTRACT WOOD



revolutionize
your
space
with an
exquisite
range



1202 AW / CHICAGO OAK



1149 AW / RE METEBONY WALNUT



1163 AW / IMPERIA LITE PEAR



1130 AW / ORIGINAL CANYON WALNUT



STONEX COLLECTION



1219 STN / MARQUINA MARBELO



1226 STN / MORDERN SATURIO



Trending
designs
that suit
your
style




1225 STN / PUMICE STONE



STONEX COLLECTION




Endless
design
possibilities
emerge
with our
premium
collection



1229 STN / SIENNA STONE



1212 STN / LIVID MARBELO GREY



1211 STN / LIVID MARBELO



FLOAT CANAL



inspiring
and
inventive,
all that
you are
looking
for



1145 HZC / AMERICANO




1220 HZC / IRANIAN WOOD



FLOAT CANAL



1152 HZC / IMPERIA PERA



1157 HZC / APPLE CIDER WOOD



1133 HZC / HORIZONTAL CAFE SAP



1134 HZC / HORIZONTAL COCOA SAP



OAK WOOD



Useful Laminates
1238 OW

The future of innovation is here with an eclectic collection




1238 OW / ITALIA LEGNA NATURALE




OAK WOOD




1160 OW / VINTAGE HARVEST OAK



1228 OW / NATURALE CHERRYOAK



1159 OW / ANTIQUE MERBAU



1220 OW / IRANIAN WOOD



OAK WOOD



1217 OW / CASTLE WALNUT DARK



1157 OW / APPLE CIDER WOOD



1221 OW / NEO OAK WOOD



1222 OW / NEO OAKWOOD LATTE



RISING CANAL



1210 RVC / CASTLE WALNUT DARK




1163 RVC / IMPERIA LIE PERA



1154 RVC / EXOTIC EICHE WOOD



1217 RVC / SATURNO WALNUT



1146 RVC / DARK FPREST






1218 RW / CASTLE WALNUT



1223 RW / LEON WOOD NATURALE



1149 RW / RED METEBONY WALNUT



1154 RW / EXOTIC EICHE WOOD




1002 RW / FROSTY WHITE



1145 RW / AMERICANO



BAVARIAN CUIR



1147 SB / SADDLE CUIR




1002 M SB / FROST METALLICA



1174 SB / SCARLET RED

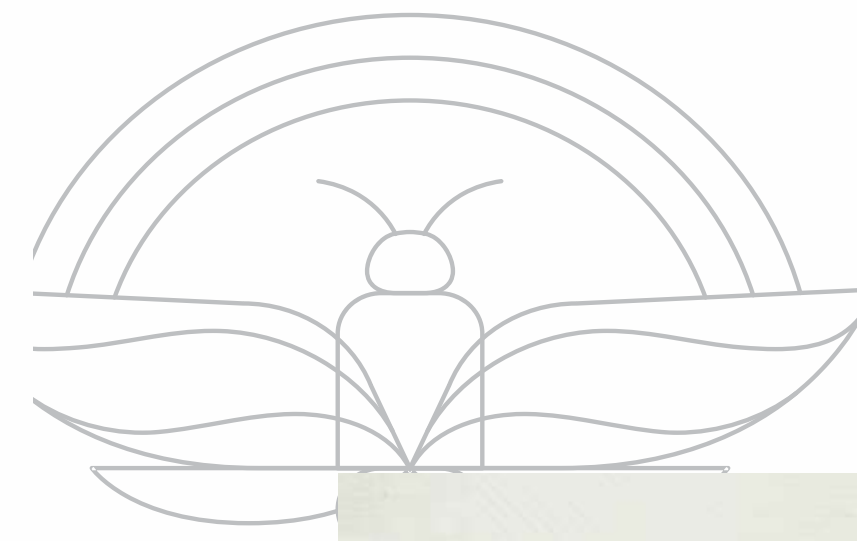


1172 SB / STANLEY BEIGE




1150 SB / METEBONY WALNUT






1218 MB / CASTLE WALNUT



1146 MB / DARK FOREST




1002 MB / FROSTY WHITE



1129 MB / DARK CANYON WALNUT



1223 MB / LEON WOOD NATURALE



1153 MB / ATLANTIC OAK






1002 FL / FROSTY WHITE



1125 FL / BLACK CURRANT




1147 FL / SADDLE CUR



1146 FL / DARK FOREST



make a
lasting
impression



KD 6 SLM / MALTA JUTE CANE



LOUVER COLLECTION



Live it
up with
style
and
snazzy
appeal
with
modish
designs

plush
and
promi
sing, all
that
you
need




1231 SF / LAMEGO LOUVERS



1237 SF / MAZE LOUVERS





FRESCO COLLECTION



unleash
your
inner
artist



KD 2 SF / HERRINGBONE WOOD HD





premium
designs that
uplift your mood
and
environment too



1239 SF / ITALIA LEGNA BEIGE



1238 SF / ITALIA LEGNA NATURAL



1216 SF / TUNDRA WOOD



1224 SF / OAK WOOD VENEER



NATURE'S WOOD



1227 SF / MODERN SEPWOOD



1181 SF / CUBA OLIVE



1138 SF / LINE WOOD



1221 SF / NEO OAKWOOD



1228 SF / NATURALE CHERRY OAK



1217 SF / CASTLE WALNUT DARK



1118 SF / FRENCH OAK WOOD



1132 SF / AHORN WOOD



1218 SF / CASTLE WALNUT



1208 SF / ALAMO VENEER



1119 SF / BAVERIAN OAK



1126 SF / MANGO WOOD



NATURE'S WOOD



1155 SF / AMBER EICHE



1156 SF / CADBURY EICHE



1177 SF / CROSSCUT WOOD



1178 SF / TEXAS CROSSCUT WOOD



1158 SF / EXOTIC MERBAU




1159 SF / ANTIQUE MARBAU



1129 SF / DARK CANYON WALNUT




1127 SF / RED CANYON WALNUT



1130 SF / ORIGINAL CANYON WALNUT



1128 SF / FAWN CANYON WALNUT



1163 SF / IMPERIA LITE PEAR



1165 SF / IMPERIA DARK PEAR



NATURE'S WOOD



1179 SF / MANHATTAN PINE



1180 SF / MANHATTAN DARK PINE



1149 SF / PRODUCT NAME



1157 SF / APPLE CIDER WOOD



1162 SF / FAWN HARVEST OAK



1160 SF / VINTAGE HARVEST OAK




1145 SF / AMERICANO



1154 SF / EXOTIC EICHE WOOD



1152 SF / IMPERIA PEAR



1153 SF / ATLANTIC OAK



1150 SF / METEBONY WALNUT



1146 SF / DARK FOREST





Elegant
and
outstan
ding, the
craft of
charis
matic
designs

ERA OF COLOURS



1001 SF



1004 SF



1173 SF



1071 SF



immerse
yourself
in a
world of
patterns
and
colors




1002 SF




1172 SF



1010 SF



1006 SF



1007 SF




1108 SF



1176 SF




1054 SF



1124 SF



1053 SF




1078 SF



1052 SF



1174 SF



Tremendously attractive, discover the aura of timeless charm



1134 SF / HORIZONTAL COCOA SAP




HZ 1220 SF / IRANIAN WOOD




door



1233 SF / COCO WOOD



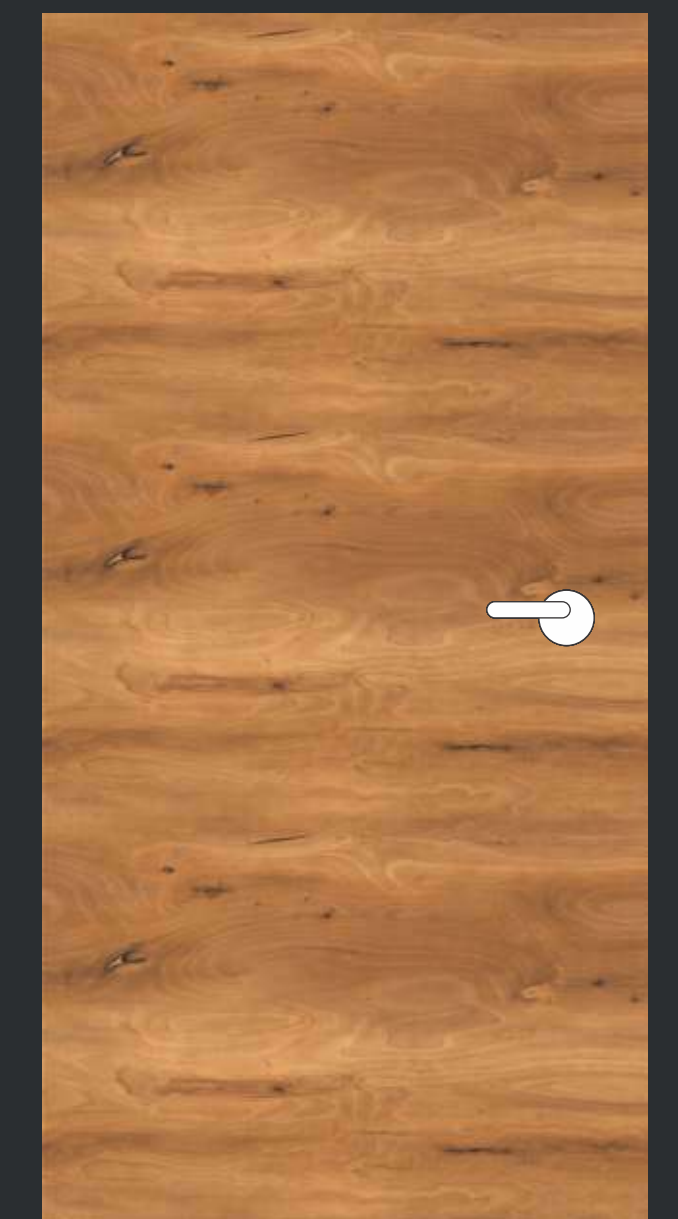
collection



1133 SF / HORIZONTAL CAFÉ SAP



1230 SF / COACH WOOD



1232 SF / VENEER



Vigor of modernity, a lavish ecstasy

INDEX

Design No.	Finish Name	Page No.
1001	HGP	59
1001	SF	107
1002	HGP	59
1002	RW	87
1002	MB	91
1002	FLT	92
1002	SF	107
1004	HGP	59
1004	SF	107
1006	HGP	59
1006	SF	107
1007	HGP	59
1007	SF	107
1008	HGP	59
1009	HGP	59
1010	HGP	59
1010	SF	107
1052	HGP	59
1052	SF	107
1053	HGP	59
1053	SF	107
1054	SF	107
1071	HGP	59
1071	SF	107
1078	HGP	59
1078	SF	107
1108	HGP	59
1108	SF	107
1118	SF	101
1119	HGP	52
1119	SF	101
1124	HGP	59
1124	SF	107
1125	HGP	59
1125	FLT	92
1126	HGP	53
1126	SF	101
1127	HGP	50
1127	SF	103
1128	HGP	50
1128	SF	102
1129	HGP	50
1129	MB	91
1129	SF	103
1130	HGP	50
1130	AW	69
1130	SF	102
1132	SF	101
1133	HZC	77
1133	SF	109
1134	HZC	77
1134	SF	108
1138	SF	101
1139	HGP	35
1140	HGP	34
1143	HGP	38
1144	HGP	38
1145	WZ	63
1145	HZC	74
1145	RW	87
1145	SF	105
1146	HGP	38
1146	VCW	65
1146	RVC	85
1146	MB	90
1146	FLT	92
1146	SF	105
1147	SB	88
1147	FLT	92
1149	HGP	48
1149	AW	69
1149	RW	87
1149	SF	105
1150	HGP	48
1150	SB	89
1150	SF	105
1151	HGP	39
1152	HGP	48
1152	HZC	76
1152	SF	104
1153	HGP	55
1153	MB	91

Design No.	Finish Name	Page No.
1153	SF	104
1154	HGP	55
1154	HGP	59
1154	VCW	65
1154	AW	66
1154	RW	86
1154	SF	105
1155	HGP	52
1155	AW	66
1155	SF	102
1156	SF	102
1157	HGP	38
1157	VCW	65
1157	AW	66
1157	HZC	76
1157	OW	82
1157	RVC	85
1157	SF	105
1158	HGP	51
1158	SF	102
1159	HGP	51
1159	OW	80
1159	SF	102
1160	OW	80
1160	SF	104
1162	SF	104
1163	AW	69
1163	RVC	85
1163	SF	103
1165	HGP	48
1165	SF	103
1172	HGP	59
1172	SB	89
1172	SF	107
1173	HGP	59
1173	SF	107
1174	HGP	59
1174	SB	89
1174	SF	107
1176	HGP	59
1176	SF	107
1177	HGP	54
1177	SF	103
1178	HGP	54
1178	SF	103
1179	HGP	49
1179	SF	104
1180	HGP	49
1180	SF	104
1181	HGP	47
1181	SF	100
1200	SLM	29
1201	SLM	29
1202	SLM	28
1202	AW	68
1203	SLM	21
1203	HGP	43
1204	SLM	20
1204	HGP	43
1205	FLT	18
1205	HGP	41
1206	FLT	16
1206	SLM	30
1206	HGP	42
1207	SLM	31
1207	VCW	64
1208	HGP	42
1208	SF	100
1209	FLT	16
1209	SLM	30
1210	FLT	17
1210	HGP	44
1210	AW	67
1210	RVC	84
1211	FLT	15
1211	STN	73
1212	FLT	15-B
1212	STN	73
1213	FLT	15-A
1213	SLM	25
1214	SLM	24
1214	HGP	37

Design No.	Finish Name	Page No.
1215	SLM	24
1215	HGP	37
1216	HGP	45
1216	WZ	62
1216	SF	99
1217	WZ	62
1217	OW	82
1217	RVC	84
1217	SF	100
1218	HGP	53
1218	RW	86
1218	MB	90
1218	SF	100
1219	SLM	23
1219	HGP	36
1219	STN	70
1220	HGP	45
1220	HZC	75
1220	OW	81
1220	SF	109
1221	OW	83
1221	SF	101
1222	OW	83
1223	VCW	64
1223	RW	86
1223	MB	91
1224	FLT	18
1224	SF	99
1225	SLM	22
1225	STN	71
1226	FLT	13
1226	SLM	22
1226	HGP	36
1226	STN	70
1227	FLT	17
1227	SLM	28
1227	WZ	63
1228	OW	81
1228	SF	100
1229	FLT	13
1229	STN	72
1231	SF	94
1232	SF	109
1233	SF	108
1237	SF	95
1238	OW	79
1238	SF	99
1239	SLM	27
1239	SF	99
1240	FLT	19
1241	FLT	19
1242	FLT	19
1243	FLT	19
1002 GT	HGP	56
1002 M	HGP	58
1002 M	SB	89
1008 M	HGP	58
1009 GT	HGP	56
1010 GT	HGP	56
1012 M	HGP	58
1013 M	HGP	58
1052 GT	HGP	56
1053 GT	HGP	56
1078 GT	HGP	56
1108 GT	HGP	56
1174 GT	HGP	56
1235 M	HGP	58
HZ 1220	SF	108
KD 1	SLM	60
KD 2	SF	97
KD 3	SLM	9
KD 4	SF	11
KD 5	SLM	61
KD 6	SLM	93
KD 7	HGP	33
L1022	HGP	34
SP 207	HGP	57
SP 407	HGP	57
SP 507	HGP	57



TECHNICAL SPECIFICATION

Sl. No.	Performance Characteristic	Unit	Requirement as per IS 2046:1995 VGS	KIYALAM Conforms
1	Appearance & Surface Defects	Surface free from spots, dirt, hair & edge defects		
2	Dimensional Properties			
	Length	mm	2440 +10, -Nil	Conforms
	Width	mm	1220 +10, -Nil	Conforms
	Thickness	mm	Max. variation ± 0.10	Conforms
	Flatness	Warp, mm	120 max	Conforms
	Straightness Of Edges	mm/meter straight edge	1.5 mm max	Conforms
3	Resistance Of Surface Wear	Rev.	150 (min)	Conforms
	4	Resistance To Immersion In Boiling Water	% increase by thickness	14.0 max
% increase by weight			12.0 max	Conforms
Appearance			Not worse than Grade-4	Conforms
5	Resistance To Staining	Group 1 & 2	Not worse than Grade-5	Conforms
		Group 3 & 4	Not worse than Grade-4	Conforms
6	Resistance To Dry Heat @ 180°c	Appearance, Prime Gloss	Not worse than Grade-3	Conforms
		Appearance, Others	Not worse than Grade-4	Conforms
7	Resistance To Color Change In Xenon Arc Light	Grade	Not worse than 6	Conforms
8	Dimensional Stability At Deviated Temperatures :			
	Machine Direction	%	0.65 max	Conforms
9	Cross Machine Direction	%	1.12 max	Conforms
	Resistance To Scratching	N	1.75 max	Conforms
10	Resistance To Steam	Grade	Not worse than Grade-4	Conforms
11	Resistance To Cracking	Grade	Not worse than Grade-4	Conforms
12	Resistance To Impact Small Ball	N	20 min	Conforms

This product technical sheets gives technical relevant to the performance of the product as tested by the company. Company reserves the right to change Product composition & characterstics at any time.

Product Specifications

Product: Paper Based Decorative Laminate Sheets

Size: 2440 x 1220 mm

Thickness: 0.8 mm (± 0.1 mm)

Finish: Gloss, SF and World Class Textures

Care & Maintenance : Cleaning should be carried out with a soft moist cloth & warm soap solution.

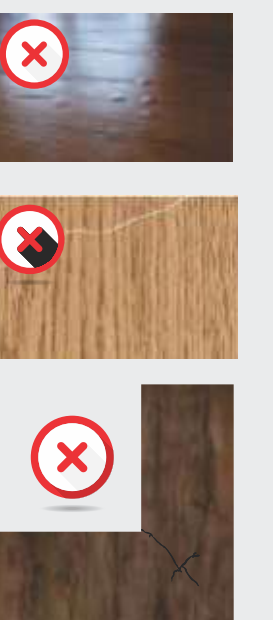
Do not use detergents containing abrasive particle or excess soda.


Highlight:

- Design made from genuine imported base paper.
- Manufactured using best quality kraft paper.
- Use of best chemical raw materials for better flexibility & durability.

Disclaimer: Customers are advised to reconfirm selected laminate when placing orders as our liability does not include claims arising from sample chip pasting error. Samples presented are indicative of color, pattern and surface finish but not of actual thicknesses. All metallic patterns series recommended for vertical application only. All products from Super Hylam Private Limited are free from manufacturing defects and fit for use under normal conditions, however the product will normally deviate from manufacturing related specification. Limited warranty shall be limited only to the original buyer. It is recommended that the products must be inspected prior to installation and our liability will be limited to the extent of the cost of the products only. Our products are used for various applications without the possibility of control over the manufacturing of the finished products. The company does not assume obligations or liabilities arising from the furnishing, sale, installation or repair, use or subsequent sale of any product, to any person or entity. Company shall not be liable for any damages due to loading and unloading of sheets or any broken corner or any damages during transit of goods. No claim will be entertained for any problem in the substrate used. Bonding of laminate under high humidity, plywood with high moisture content, plywood with uneven surface, inferior quality adhesive and insufficient pressure may lead to delamination or air bubble between laminate and substrate. Company will not entertain such damages or liabilities. Do not use nail and hammer while cutting corner, Grew, Angle, and designs. Use only drill while cutting such Corner, Grew, Angle and designs.

- Note:-
- No Complaint Will Be Entertain For Air Bubble Or Any Other Problem Due To Pasting Error Or Infrior Quality Adesive Used.
 - No Complaint Will Be Entertain For Mica Cracking.
 - Cutting a laminate sheet at an angle 90 degree leads to development of cracks in corner after pasting. Therefore It Is Advisable to avoid cutting at an angle of 90 degrees.





Super Hylam[®]
Driven by Quality



SUPER HYLAM PVT. LTD.

☎ 0130-2219156, 57, 58

📍 Narela Road, Kundli - 131028
Sonipat, Haryana

🌐 www.superhylam.com
support@superhylam.com

📘 [super_hylam_laminates](https://www.facebook.com/super_hylam_laminates)

📷 [super_hylam_laminates](https://www.instagram.com/super_hylam_laminates)